Light Commercial
2008

TADIRAN
Air-Conditioners

TADIRAN
Air-Conditioners

Earth Air Fire Water

Contents

Earth Air Fire Water

Digital Scroll Compressor 4-6
Heat Recovery System (HRS) 7
Tadiran Multi Application Systems - TMA 8-15
AVGC Extreme 16-17
Professional Applications-Vertical Rooftop & Split
Features & Accessories 18-19
Power Sky- Split System 20-21
Power Sky - Vertical Rooftop & Split
Features 22
Dimensions 23
Technical data 24-26
Options 27
Air Flow 28
High Power Sky- Vertical Rooftop & Split
Features 29
Technical data 30-31
Options 32-33
Airflow 34-35
Dimensions 36-37
Aqua Series 38
Aqua Apollo- WTN 39
Aqua Jupiter -WGC 40-41
Aqua Venus - WAVF 42
Aqua Sky - WAV 43-44
Aqua Mars - WCAM 45
Aqua Neptune - WCAMC 46

Digital Scroll Compressor

The Digital Scroll Air Conditioner System is a multi system with Digital Scroll Compressor. The Compressor's refrigerant output is adjusted and controlled by the variable volume mode.
This technology is the most advanced in the industry.

Features:
- Wide energy adjustment range from 10% to 100%
- Real step-less energy adjustment
- Long lifespan:PWM solenoid valve can be used 40 billion times on average, equal to 30 years lifespan
- High efficiency and stability of the refrigerant compressed by applying the axial compliant sealing technology
- Advanced self-malfunction detecting
- Free of oil separator and oil recycling equipment

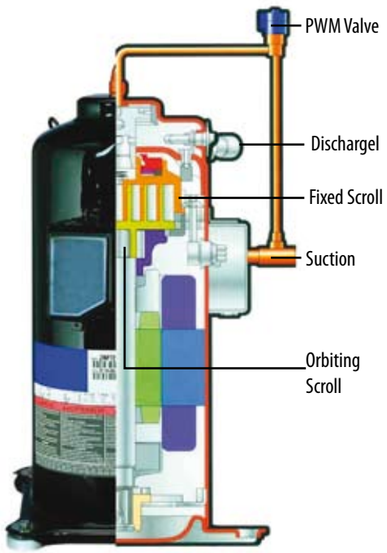

Exploded view

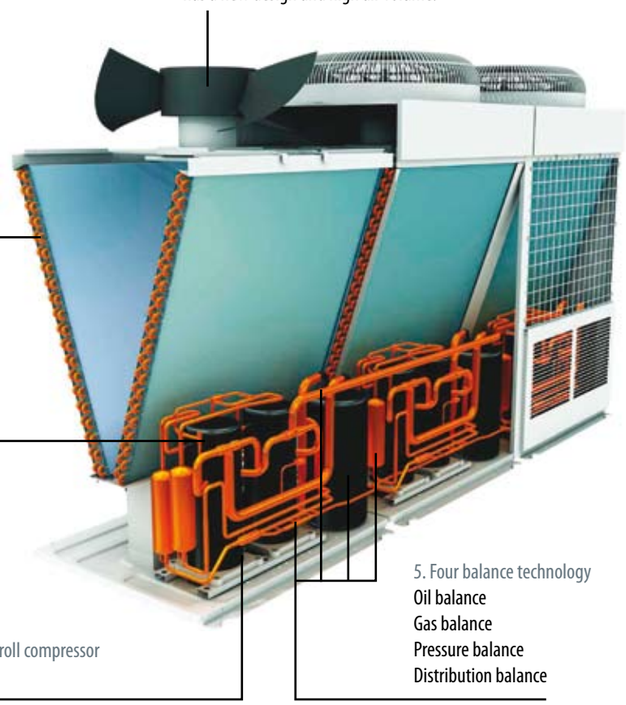

What is Digital Scroll System

Long pipe, wide height difference

Digital scroll system is the only system that is free of oil separator and oil recycling equipment. In the loading status, the speed of the refrigerant is enough to move oil back to the compressor.

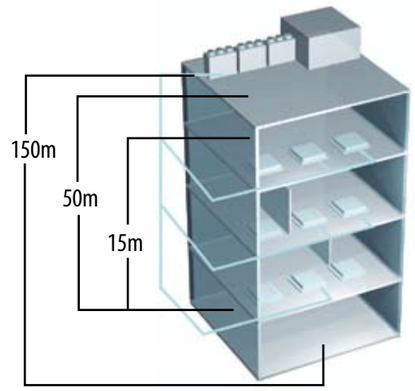

150m the max pipe length between indoor unit and outdoor unit
50m the max height difference between indoor unit and outdoor unit
15m the max height difference between indoor units

Control principle of the variable capacity system

Periodical load and unload of the compressor can control refrigerant volume. One unloading and one loading are called one control cycle. Generally, one control cycle takes 10 to 20 seconds. The control of the ratio of the unloading and loading time can achieve different output of the refrigerant.

E.g.: Suppose full capacity is 10HP, and control cycle is 20 seconds. If output needs 5HP (50% of the full capacity), then loading time accounts for 50% of the total time. That is, 10 seconds respectively for both loading and unloading time. If you need to output 2HP (20% of the full capacity), then the loading time will take up 20% of the total time, that is, 4 seconds for loading and 16 seconds for unloading. This formula applies to other numbers as well. The schematic diagrams of 10%, 50% and 100% of the full capacity are as follows:

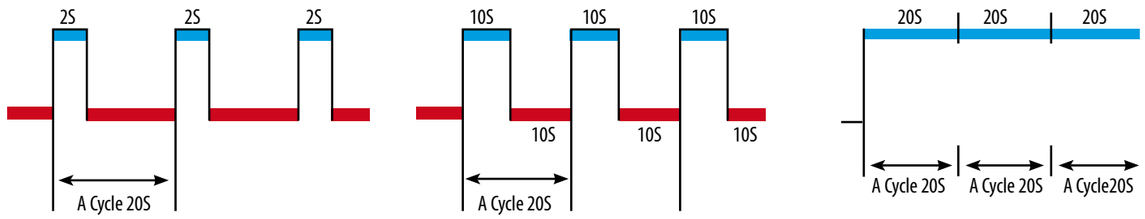

10% Capacity Output 50% Capacity Output 100% Capacity Output

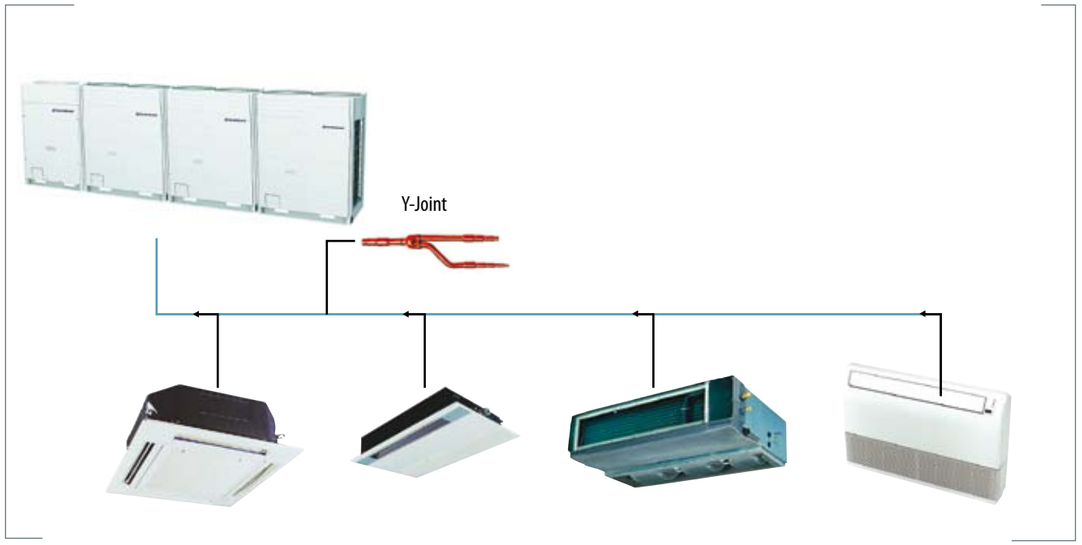

Heat Recovery System (HRS)

Features

- Operating centrifugal fan with lower power consumption and longer air supply distance.
- Easy control, operation friendly.
- Compact design, easy installation & maintenance.
- It can be controlled together with other indoor units.

Earth Air Fire Water

Tadiran's Multi-Application System

TMA Pro Outdoor Units Combination

Model	Power Supply	Horse Power	Recommend	Max. Connection
	V~, Hz, Ph	HP	Combination	Indoor Units
TMA-D252W/CSN1	380~, 50, 3	8	8	13
TMA-D280W/CSN1	380~, 50, 3	10	10	16
TMA-D335W/CSN1	380~, 50, 3	12	12	16
TMA-D400W/CSN1	380~, 50, 3	14	14	16
TMA-D450W/CSN1	380~, 50, 3	16	16	20
TMA-D532W/CSN1	380~, 50, 3	18	8+10	20
TMA-D560W/CSN1	380~, 50, 3	20	10+10	20
TMA-D615W/CSN1	380~, 50, 3	22	10+12	20
TMA-D680W/CSN1	380~, 50, 3	24	10+14	20
TMA-D730W/CSN1	380~, 50, 3	26	10+16	20
TMA-D785W/CSN1	380~, 50, 3	28	12+16	20
TMA-D850W/CSN1	380~, 50, 3	30	14+16	32
TMA-D900W/CSN1	380~, 50, 3	32	16+16	32
TMA-D960W/CSN1	380~, 50, 3	34	10x2+14	32
TMA-D1010W/CSN1	380~, 50, 3	36	10x2+16	32
TMA-D1065W/CSN1	380~, 50, 3	38	10+12+16	32
TMA-D1130W/CSN1	380~, 50, 3	40	10+14+16	40
TMA-D1180W/CSN1	380~, 50, 3	42	10+16x2	40
TMA-D1235W/CSN1	380~, 50, 3	44	12+16x2	40
TMA-D1300W/CSN1	380~, 50, 3	46	14+16x2	40
TMA-D1350W/CSN1	380~, 50, 3	48	16x3	40
TMA-D1405W/CSN1	380~, 50, 3	50	12x3+14	50
TMA-D1455W/CSN1	380~, 50, 3	52	12x3+16	50
TMA-D1520W/CSN1	380~, 50, 3	54	12x2+14+16	50
TMA-D1570W/CSN1	380~, 50, 3	56	12x2+16x2	50
TMA-D1630W/CSN1	380~, 50, 3	58	10+16x3	50
TMA-D1685W/CSN1	380~, 50, 3	60	12+16x3	64
TMA-D1750W/CSN1	380~, 50, 3	62	14+16x3	64
TMA-D1800W/CSN1	380~, 50, 3	64	16x4	64

Ozone Friendly R410A

Ozone Friendly R410A

TMA Pro Outdoor Unit

Model			TMA-D120W/N1	TMA-D140W(S)N1	TMA-D252W/CSN1	TMA-D280W/CSN1	TMA-D335W/CSN1	TMA-D400W/CSN1	TMA-D450W/CSN1
Capacity	Cooling	kw	12	14	25.2	28	33.5	40	45
	Heating	kw	14	16	27	31.5	35	43	47
Power Supply		v,hz,ph	220-240,50,1	220-240,50,1 380,50,3	380,50,3				
Cooling	Rated Power	kw	3.65	4.23	7.31	8.14	9.68	11.53	12.86
Heating	Rated Power	kw	3.57	3.94	7.01	8.05	9.12	11.17	12.08
Performance	Air Flow Volume	m^3/h	6000	6000	11500/9000	11500/9000	11500/9000	14800/9600	14800/9600
	Noise Level	dB(A)	55	55	58	58	58	60	60
Net Dimension	LxHxD	mm	940x1245x340	940x1245x340	980x1630x800	980x1630x800	980x1630x800	1380x1630x830	1380x1630x830
Packing Dimension	LxHxD	mm	1058x1380x435	1058x1380x435	1040x1780x840	1040x1780x840	1040x1780x840	1440x1800x860	1440x1800x860
Net Weight		kg.	112	112	290	290	290	382	382
Gross Weight		kg.	125	125	309	309	309	400	400
Qty. per 20'/40'/40HQ	Outdoor Unit	Pieces	30/62/62	30/62/62	14/28/28	14/28/28	14/28/28	8/16/16	8/16/16
Pipe Diameter	Liquid Side	mm	ø9.53	ø9.53	ø12.7	ø12.7	ø12.7	ø15.9	ø15.9
	Gas Side	mm	ø19.0	ø19.0	ø25.4	ø25.4	ø25.4	ø35	ø35
	Max. Pipe Length	m	50	70	175	175	175	175	175
	Max. Indoor Unit Difference	m	8	8	15	15	15	15	15
Max. Indoor Unit		Pieces	6	8	13	16	16	16	20

Indoor Unit, Four-Way Cassette

Model			TMA-D56Q4/N1	TMA-D71Q4/N1	TMA-D80Q4/N1	TMA-D90Q4/N1	TMA-D112Q4/N1
Capacity	Cooling	kw	5.6	7.1	8	9	11.2
	Heating	kw	6.3	8	9	10	12.5
Power Supply		v,hz,ph	220-240,50,1				
Rated Power		W	100	100	100	130	145
Performance	Air Flow Volume	m^3/h	1000	1200	1200	1320	1860
	Noise Level	dB(A)	38	42	42	44	44
Net Dimension	Body (LxHxD)	mm	840x240x840	840x240x840	840x240x840	840x310x840	840x310x840
	Panel (LxHxD)	mm	950x40x950	950x40x950	950x40x950	950x40x950	950x40x950
Packing Dimension	Body (LxHxD)	mm	955x260x955			955x325x955	
	Panel (LxHxD)	mm	1030x145x1030	1030x145x1030	1030x145x1030	1030x145x1030	1030x145x1030
Net Weight	Body	kg.	25	25	25	34	34
	Panel	kg.	6	6	6	6	6
Gross Weight	Body	kg.	32	32	32	42	42
	Panel	kg.	11	11	11	11	11
Qty. per 20'/40'/40HQ	Outdoor Unit	Pieces	72/145/168			56/126/144	
Pipe Diameter	Liquid Side	mm	ø9.53 (3/8")				
	Gas Side	mm	ø15.9 (5/8")				
	Drainage Water Side	mm	Outside Diameter ø32				

Earth Air Fire Water Earth Air Fire Water

Indoor Unit, Four-Way Cassette (Compact)

Model			TMA-D28Q4/BN1	TMA-D36Q4/BN1	TMA-D45Q4/BN1
Capacity	Cooling	kw	2.8	3.6	4.5
	Heating	kw	3.2	4	5
Power Supply		v,hz,ph	220-240,50,1		
Rated Power		W	65	65	75
Performance	Air Flow Volume	m^3/h	860		
	Noise Level	dB(A)	37		
Net Dimension	Body (LxHxD)	mm	580x254x580	580x254x580	580x254x580
	Panel (LxHxD)	mm	650x30x650	650x30x650	650x30x650
Packing Dimension	Body (LxHxD)	mm	795x340x745		
	Panel (LxHxD)	mm	715x115x715		
Net Weight	Body	kg.	22	24	24
	Panel	kg.	3	3	3
Gross Weight	Body	kg.	30	30	30
	Panel	kg.	5	5	5
Qty. per 20'/40'/40HQ	Indoor Unit	Pieces	110/245/252		
Pipe Diameter	Liquid Side	mm	ø6.35 (1/4")		
	Gas Side	mm	ø12.7 (1/2")		
	Drainage Water Side	mm	Outside Diameter ø25		

Indoor Unit, Low Static Pressure Duct

Model			TMA-D22T2/CN1	TMA-D28T2/CN1	TMA-D36T2/CN1
Capacity	Cooling	kw	2.2	2.8	3.6
	Heating	kw	2.6	3.2	4
Power Supply		v,hz,ph	220-240,50,1		
Rated Power		W	50	50	50
Performance	Air Flow Volume	m^3/h	580		
	Static Pressure	Pa	10		
	Noise Level	dB(A)	34		
Net Dimension	(LxHxD)	mm	955x210x385		
Packing Dimension	(LxHxD)	mm	1114x277x469		
Net Weight		kg.	15	15	15
Gross Weight		kg.	19	19	19
Qty. per 20'/40'/40HQ	Indoor Unit	Pieces	214/437/480		
Pipe Diameter	Liquid Side	mm	ø6.35 (1/4")		
	Gas Side	mm	ø12.7 (1/2")		
	Drainage Water Side	mm	Outside Diameter ø25		

Indoor Unit, Medium Static Pressure Duct

Model			TMA-D22T2/N1	TMA-D28T2/N1	TMA-D36T2/N1	TMA-D45T2/N1-A3	TMA-D56T2/N1-A3
Capacity	Cooling	kw	2.2	2.8	3.6	4.5	5.6
	Heating	kw	2.6	3.2	4	5	6.3
Power Supply		v,hz,ph	220-240,50,1			220-240,50,1	
Rated Power		W	125	125	125	150	150
Performance	Air Flow Volume	m^3/h	570			1160	
	Static Pressure	Pa	40			40	
	Noise Level	dB(A)	35			38	
Net Dimension	(LxHxD)	mm	800x320x550			1000x298x800	
Packing Dimension	(LxHxD)	mm	930x420x755			1205x370x940	
Net Weight		kg.	26	29	26	38	38
Gross Weight		kg.	34	34	34	45	45
Qty. per 20'/40'/40HQ	Indoor Unit	Pieces	61/134/164			60/140/164	
Pipe Diameter	Liquid Side	mm	ø9.53(3/8")				
	Gas Side	mm	ø15.9(5/8")				
	Drainage Water Side	mm	Outside Diameter ø32				



Medium Static Pressure Duct

Model			TMA-D71T2N1-A3	TMA-D80T2N1-A3	TMA-D90T2N1-A3	TMA-D112T2N1-A3	TMA-D140T2N1-A3	TMA-D280T2N1
Capacity	Cooling	kw	7.1	8	9	11.2	14	28
	Heating	kw	8	9	10	12.5	16	31
Power Supply		v,hz,ph	220-240,50,1					
Rated Power		W	160	160	220	220	220	645
Performance	Air Flow Volume	m^3/h	1460		2400			4400
	Static Pressure	Pa	40		70			96
	Noise Level	dB(A)	42		44			45
Net Dimension	(LxHxD)	mm	1000x298x800		1350x298x800			1350x450x760
Packing Dimension	(LxHxD)	mm	1025x370x940		1555x370x940			1549x476x917
Net Weight		kg.	38	38	48	51	51	96
Gross Weight		kg.	45	45	57	58	58	110
Qty. per 20'/40'/40HQ	Indoor Unit	Pieces	60/140/164		48/100/112			22/48/48
Pipe Diameter	Liquid Side	mm	ø9.53 (3/8")					2xø12.7(1/2")
	Gas Side	mm	ø15.9 (5/8")					2xø19(3/4")
	Drainage Water Side	mm	Outside Diameter ø32					



Indoor Unit, High Static Pressure Duct

Model			TMA-D45T1/N1-B	TMA-D56T1/N1-B	TMA-D71T1/N1-B	TMA-D80T1/N1-B
Capacity	Cooling	kw	4.5	5.6	7.1	8
	Heating	kw	5	6.3	8	9
Power Supply		v,hz,ph	220-240,50,1		220-240,50,1	
Rated Power		W	150	150	160	160
Performance	Air Flow Volume	m^3/h	1600		1680	
	Static Pressure	Pa	70	70	70	70
	Noise Level	dB(A)	45	45	49	49
Net Dimension	(LxHxD)	mm	1000x298x800	1000x298x800	1000x298x800	1000x298x800
Packing Dimension	(LxHxD)	mm	1205x370x940	1205x370x940	1205x370x940	1205x370x940
Net Weight		kg.	38	38	40	40
Gross Weight		kg.	45	45	47	47
Qty. per 20'/40'/40HQ	Indoor Unit	Pieces	60/140/164		60/140/164	
Pipe Diameter	Liquid Side	mm	ø6.35 (1/4")		ø9.53 (3/8")	
	Gas Side	mm	ø12.7(1/2")		ø15.9 (5/8")	
	Drainage Water Side	mm	Outside Diameter ø32			

Earth Air Fire Water Earth Air Fire Water

High Static Pressure Duct

Model			TMA-D90T1/N1-B	TMA-D112T1/N1-B	TMA-D140T1/N1-B	TMA-D280T1/N1-B
Capacity	Cooling	kw	9	11.2	14	28
	Heating	kw	10	12.5	16	31
Power Supply		v,hz,ph	220-240,50,1		220-240,50,1	
Rated Power		W	220	220	220	2200
Performance	Air Flow Volume	m^3/h	2330		2500	7000
	Static Pressure	Pa	100	100	150	196
	Noise Level	dB(A)	49	49	52	53
Net Dimension	(LxHxD)	mm	1350x298x800	1350x298x800	1350x320x800	1350x450x760
Packing Dimension	(LxHxD)	mm	1555x370x940	1555x370x940	1555x420x930	1549x496x917
Net Weight		kg.	50	50	72	115
Gross Weight		kg.	59	59	82	130
Qty. per 20'/40'/40HQ	Indoor Unit	Pieces	48/100/112		36/84/98	22/48/48
Pipe Diameter	Liquid Side	mm	ø9.53(1/4")			2xø12.7(1/2")
	Gas Side	mm	ø15.9 (5/8")			2xø19(3/4")
	Drainage Water Side	mm	Outside Diameter ø32			

Indoor Unit, Ceiling & Floor

Model			TMA-D36DL/N1-B	TMA-D45DL/N1-B	TMA-D56DL/N1-B	TMA-D71DL/N1-B
Capacity	Cooling	kw	3.6	4.5	5.6	7.1
	Heating	kw	4	5	6.3	8
Power Supply		v,hz,ph	220-240,50,1			
Rated Power		W	130	140	140	140
Performance	Air Flow Volume	m^3/h	650/570/500	800/600/500	800/600/500	800/600/500
	Noise Level	dB(A)	40	43	50	50
Net Dimension	(LxHxD)	mm	995x660x199	995x660x199	995x660x199	995x660x199
Packing Dimension	(LxHxD)	mm	1089x744x296	1089x744x296	1089x744x296	1089x744x296
Net Weight		kg.	29			
Gross Weight		kg.	35			
Qty. per 20'/40'/40HQ	Indoor Unit	Pieces	127/224/295			
Pipe Diameter	Liquid Side	mm	ø6.35 (1/4")	ø9.53 (3/8")		
	Gas Side	mm	ø12.7(1/2")	ø15.9 (5/8")		
	Drainage Water Side	mm	Outside Diameter ø25			

Ceiling & Floor

Model			TMA-D80DL/N1-B	TMA-D90DL/N1-B	TMA-D112DL/N1-B	TMA-D140DL/N1-B
Capacity	Cooling	kw	8	9	11.2	14
	Heating	kw	9	10	12.5	16
Power Supply		v,hz,ph	220-240,50,1			
Rated Power		W	155	155	240	240
Performance	Air Flow Volume	m^3/h	1200/1050/970	1400/1150/970	1800/1600/1300	2000/1750/1400
	Noise Level	dB(A)	51	51	51.6	51.6
Net Dimension	(LxHxD)	mm	1285x660x199	1285x660x199	1670x680x240	1670x680x240
Packing Dimension	(LxHxD)	mm	1379x744x296	1379x744x296	1760x760x330	1760x760x330
Net Weight		kg.	37		54	
Gross Weight		kg.	42		61	
Qty. per 20'/40'/40HQ	Indoor Unit	Pieces	96/175/226	96/175/226	63/132/151	63/132/151
Pipe Diameter	Liquid Side	mm	ø9.53 (3/8")			
	Gas Side	mm	ø16(5/8")			
	Drainage Water Side	mm	Outside Diameter ø25			

Indoor Unit, Wall Mounted

Model			TMA-D22G/N1-E1	TMA-D28G/N1-E1	TMA-D36G/N1-E1	TMA-D45G/N1-E1	TMA-D56G/N1-E1
Capacity	Cooling	kw	2.2	2.8	3.6	4.5	5.6
	Heating	kw	2.5	3.2	4	5	6.3
Power Supply		v,hz,ph	220-240,50,1				
Rated Power		W	50	50	50	60	60
Performance	Air Flow Volume	m^3/h	580			1150	
	Noise Level	dB(A)	36			39	
Net Dimension	(LxHxD)	mm	790x265x195			920x292x225	
Packing Dimension	(LxHxD)	mm	875x445x290			1015x465x295	
Net Weight		kg.	11			15	
Gross Weight		kg.	14			17	
Qty. per 20'/40'/40HQ	Indoor Unit	Pieces	272/560/654			227/455/527	
Pipe Diameter	Liquid Side	mm	ø6.35 (1/4")				
	Gas Side	mm	ø12.7(1/2")				
	Drainage Water Side	mm	Outside Diameter ø15				

Wall Mounted (EXV Integrated), NEW MODEL

Model			TMA-D22G/N1Y-C	TMA-D28G/N1Y-C	TMA-D36G/N1Y-C	TMA-D45G/N1Y-C	TMA-D56G/N1Y-C
Capacity	Cooling	kw	2.2	2.8	3.6	4.5	5.6
	Heating	kw	2.6	3.2	4	5	6.3
Power Supply		v,hz,ph	220-240,50,1				
Rated Power		W	350	350	350	570	570
Performance	Air Flow Volume	m^3/h	380	450	580	720	800
	Noise Level	dB(A)	39	39	40	41	41
Net Dimension	Body (LxHxD)	mm	915x289x216			1080x315x216	
Packing Dimension	Body (LxHxD)	mm	1015x390x305			1180x415x305	
Net Weight	Body	kg.	12			14	
Gross Weight	Body	kg.	16			18	
Qty. per 20'/40'/40HQ	Indoor Unit	Pieces	264/534/611			185/402/472	
Pipe Diameter	Liquid Side	mm	ø6.35 (1/4")				
	Gas Side	mm	ø12.7(1/2")				
	Drainage Water Side	mm	Outside Diameter ø15				

Refrigerant Distributors, Y-Connections

BY51N1

Gas side

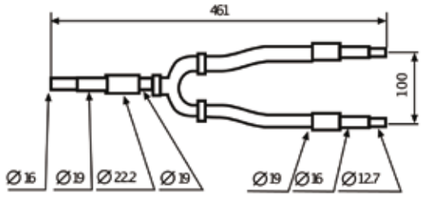

Liquid side

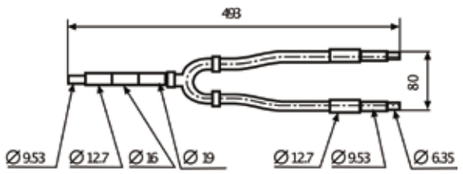

Distributes refrigerant into next distributor or indoor unit

BY101N1

Gas side

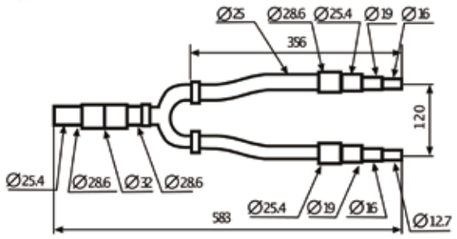

Liquid side

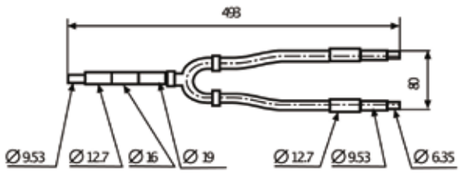

Distributes refrigerant into next distributor or indoor unit.
Apply to 8-12HP unit

BY104

Gas side

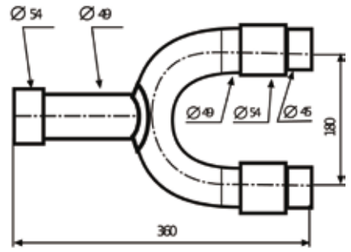

Liquid side

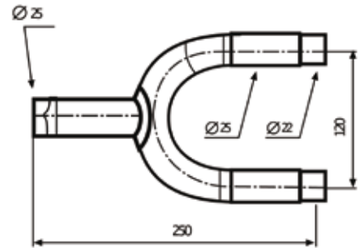

Distributes refrigerant into next distributor or indoor unit
Apply to 34-48HP unit

BY105

Gas side

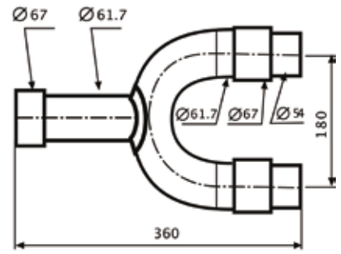

Liquid side

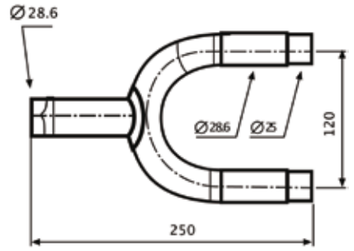

Distributes refrigerant into next distributor or indoor unit
Apply to 50-64HP unit

BY102A

Gas side

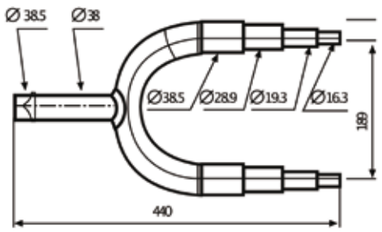

Liquid side

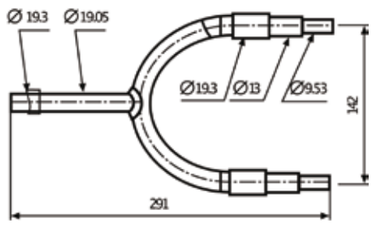

Distributes refrigerant into next distributor or indoor unit
Apply to 14-24HP unit

BY103A

Gas side

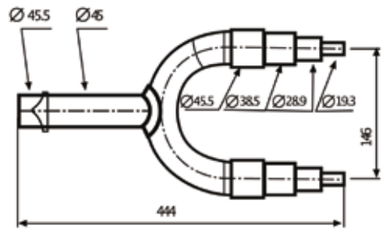

Liquid side

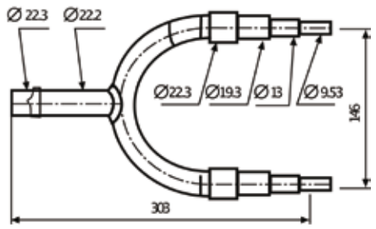

Distributes refrigerant into next distributor or indoor unit
Apply to 26-32HP unit

TMA-DY01

Gas side

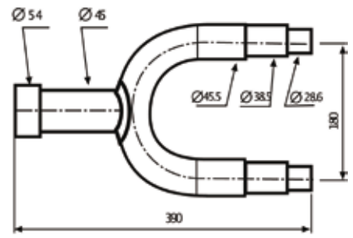

Liquid side

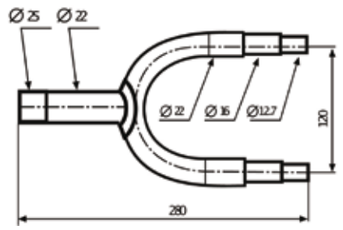

Connects the gas pipes and liquid pipes between outdoor units

Earth Air Fire Water Earth Air Fire Water

AVGC Extreme

Professional Solution for Maximum Efficiency

Applications

- Cellular base stations and shelters
- Telecommunication rooms
- Server rooms

Installation Method

Wall Mounted Installation

Free Cooling

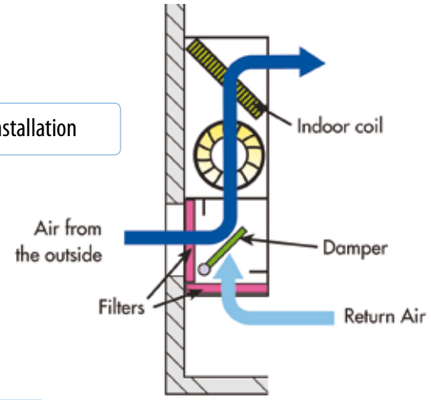

Ceiling Installation

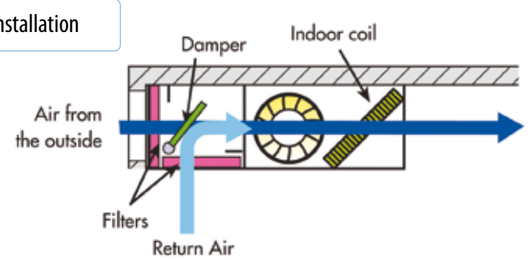

Features

- The most cost efficient system with the lowest power consumption
- Free cooling kit with dedicated electronic control for maximum energy savings
- Under ceiling or wall mounting installation options
- Wide capacity range
- Long piping length and elevation
- Oil trap free
- LAK (low ambient kit) - standard
- Regulated outdoor fan speed
- Wide ambient temperatures operation: -30°C to + 48°C
- Corrosion proof for marine environment (optional)
- SHR 85%

Model		AVGC-17	AVGC-24	AVGC-28	AVGC-32	AVGC-44
Capacity Cooling	BTU/h	17000	22900	26000	31000	44000
	W	4980	6710	7620	9085	12890
Sensible Capacity	BTU/h	14110	18091			
	W	4133	5301			
SHR	%	83%	79%			
Yearly Cooling Power Consumption (Munchen, Germany)	KWxH	3854	5954			
ESEER (Munchen, Germany)	Cool	16.5	16.8			
Power Consumption Cooling (with compressor running)	W	1810	2530	2920	3365	4280
Operating Current Cooling	A	8.4	11.7	13.5	15.6	10.8/8.1/8.1
Moisture Removal	L/H	1.7	2.5	2.8	3.1	4.1
Power Supply	V,Hz,pH	220/240,50,1	220/240,50,1	220/240,50,1	220/240,50,1	380,50,3
Max Piping Length	m	30	30	30	30	50
Max Height Difference	m	20	20	20	20	30
Indoor unit						
Dimensions	mm	800x285x750	800x285x750	1150x285x750	1150x285x750	1150x285x750
Net Weight	Kg	31	31	47	47	47
Air Flow (High/Med/Low)	cfm	620/550/480	620/550/480	1400/1200/1020	1400/1200/1020	1400/1200/1020
Noise level (Turbo/High/Low)	dB(A)	52/49/46	52/49/46	57/52/49	57/52/49	57/52/49
Outdoor unit						
Dimensions	mm	900x640x320	900x640x320	1100x640x320	1100x640x320	900x1280x320
Net weight	Kg	64	64	75	75	105
Air Flow	cfm	2300	2300	2300	2300	4600
Noise level	dB(A)	54	54	54	54	56

Remarks:
1. Nominal cooling capacity based on indoor air temp. 27oC db / 19oC wb and outdoor air temp. 35oC db / 24oC wb.
2. The above specifications and design are subject to change without prior notice for product improvement purposes.
3. Models 29, 32, 44 - under development.

Earth Air Fire Water

Features & Accessories

Vertical Rooftop & Split

R407 A

R22

Features & Accessories

Standard features

- Designed to operate in all seasons and weather conditions.
- Factory assembled and tested.
- Hermetically sealed compressors, mounted on vibration isolators, equipped with internal protection.
- Heat exchangers comprised of high quality copper tubing, expanded into aluminum fins.

- Outdoor units include direct driven axial fans, constructed of statically and dynamically balanced, high efficiency, aerodynamic, low-noise blades.
- Indoor units include statically and dynamically balanced, low-noise centrifugal fans with double-inlet.
- Outdoor cabinets made of galvanized and oven baked pre-painted metal sheet.
- Indoor unit cabinets made of durable, galvanized metal sheet with thermal and acoustic insulation sheets.
- Large and easily accessible service doors.
- Anti-ice protection.

Electric and Control Features:

- Electric and automatic defrosting
- Advanced control system with I/R remote control and daily programmable capabilities
- Indoor, wall-mounted thermostat with daily programmable capabilities
- Compressor crankcase heater
- Phase sequence protector

Refrigeration Circuit

- 4-way reversing valve
- Thermal expansion valve
- Head pressure control
- Evaporating pressure regulator, controlled hot gas bypass
- Filter-drier
- High and low pressure switch
- Suction accumulator

Compressors

- Scroll compressor for high efficiency and low noise level
- Inner relief valve on compressors
- Compressor overload protection

Coil

- Coils are made of 3/8" copper tubing
- Mechanically expanded into corrugated aluminium fins

Optional Features

- Designed for desert conditions (ambient temperature up to 45oC)
- Super low noise versions
- Electric resistance heaters
- Coated heat exchangers for superior corrosion resistance
- Hot water coil
- Sight glass with moisture indicator
- Variable speed drive for outdoor unit fans
- Refrigerant receiver
- Air-mixing box

Earth Air Fire Water Earth Air Fire Water

Power Sky - Split System

ANLY-100H

Model			ANLY-100H
Cooling Capacity		Kw	30
Heating Capacity (Heat Pump)		Kw	32
Current Input	Cooling	A	19
	Heat Pump	A	19.3
Power Input	Cooling	Kw	10.5
	Heat Pump	Kw	10.7
Power Supply		V, Hz	380`415, 50
Compressor			Scroll
Airflow Volume		m^3/h	5,000
Standard Esp.		Pa	200
Noise	Indoor	dB(A)	58
	Outdoor	dB(A)	64
Refrigeration			R22
Refrigerant Charge		kg	10
Connection Pipe Size	Gas	mm	28
	Liquid	mm	16
Dimension (LxDxH)	Indoor	mm	1370x1100x790
	Outdoor	mm	995x845x1685
Weight	Indoor	kg	200
	Outdoor	kg	250

Note:
1. The cooling capacity and the heating of the unit are measured according to the excess pressure outside the unit and the nominal operation condition.
   Nominal cooling operation condition: indoor dry bulb 27C, wet bulb 19C; outdoor dry bulb 35C, wet bulb 24C
   Nomial heating operation condition: indoor dry bulb 20C, wet bulb 15C; outdoor dry bulb 7C, wet bulb 6C
2. The noise is measured under half-silencing indoor condition. In actual operation, due to the change of environment, the noise will be slightly louder.
3. The specific parameters will refer to those on the nameplate of the unit.

R22

AVLY-100H, 120H, 140H

Model				AVLY-100H	AVLY-120H	AVLY-140H
Performance Data	Cooling Capacity		Kw	30	36	40
	Heating Capacity		Kw	33	39	42
	Power Input for Cooling		Kw	11	13.1	13.5
	Power Input for Heating		Kw	10.5(4.5)	12.0(3.9)	13.3
	Power Supply		V, Hz	380, 50	380, 50	380-415, 50
	Airflow Volume		m^3/h	5500	6000	6000
	Motor	Driving Method		Belt drive	Belt drive	Belt drive
		Output Oower	Kw	1.5	1.5	1.5
	ESP	Standard	Pa	120	120	250
		Available Range	Pa	50-180	50-180	200-310
	Noise Level	Standard	dB(A)	56	56	60
	Indoor Dimensions	L	mm	1500	1500	1720
		H	mm	500	500	1100
		D	mm	1000	1000	790
	Indoor - Net Weight		kg	170	180	240
	Compressor			Scroll		
	Charge Volume of R22		kg	9.5	11	13
	Noise Level		dB(A)	62	63	66
	Outdoor Dimensions	L	mm	990	990	890
		H	mm	1715	1715	1860
		D	mm	840	840	1300
	Outdoor - Net Weight		kg	250	250	300
Connection Pipe	Liquid Pipe		mm	16	16	19
	Gas Pipe		mm	28	28	35
	Connecting Method			Braze welding	Braze welding	Braze welding

R22

Note:
1. The cooling capacity and the heating of the unit are measured according to the excess pressure outside the unit and the nominal operation condition.
   Nominal cooling operation condition: indoor dry bulb 27C, wet bulb 19C; outdoor dry bulb 35C, wet bulb 24C
   Nomial heating operation condition: indoor dry bulb 20C, wet bulb 15C; outdoor dry bulb 7C, wet bulb 6C
2. The noise is measured under half-silencing indoor condition. In actual operation, due to the change of environment, the noise will be slightly louder.
3. The specific parameters will refer to those on the nameplate of the unit.

Power Sky - Vertical Rooftop & Split

Features ANL-100H, AVL-R/AVL-100-140H

Power SKY is a mid-sized central unit that offers precise climate control for all types of industrial and commercial areas.

Features:

- High efficiency scroll compressors
- Pressure control system
- Phase sequence protector
- Designed for operations with long air ducts
- Condensing units - low profile construction
- Indoor units include statically and dynamically balanced, low-noise centrifugal fans with double-inlet and direct driven 3-speed-motor
- Efficient condenser
- Immediate compressor restart
- Smart electronic control

Automatic defrosting and deicing

A built-in sensor and troubleshooting system for freezing conditions ensures that the units run smoothly, both inside and outside, even at low temperatures.

Dual Control

The system configuration of Power SKY offers either manual or automatic operation, including indoor fan speed control, all of which are also accessible via remote control.

Data display

Power SKY's display and remote control offers a wide range of information, including the current room temperature and SKY's operational modes, as well as display adjustments made in real time.

Ozone Friendly R407 A

R22

Power Sky

Dimensions ANL-100, AVL-R/AVL-100-140H

Indoor

ANL



AVL



Model	Dimensions			Supply Air Duct			Return Air Duct		Weight
	L	D	H	A	B	C	Width	Height	
	mm	mm	mm	mm	mm	mm	mm	mm	kg
AVL-100H	1500	700	480	295	335	970	1300	475	117
ANL-100H	1300	800	580	345	400		1065	560	120
AVL-120H	1600	800	550	345	400	1,190	1400	533	136
AVL-140H	1600	800	660	345	400	1,190	1400	635	143

Outdoor

AVL/ANL



Model	Dimensions			Weight
	L	D	H	
	mm	mm	mm	kg
AVL-100H	1700	830	1000	250
ANL-100H	1700	830	1000	250
AVL-120H	1700	830	1000	283
AVL-140H	1700	830	1150	305

Vertical Rooftop

AVL-R



Model	Dimensions								Weight
	L	D	H	A	B	C	E	F	
	mm	mm	mm	mm	mm	mm	mm	mm	kg
AVL-R-100H	1700	1500	1150	295	335	1120	460	1335	410
AVL-R-120H	1700	1500	1150	345	400	1114	533	1435	460
AVL-R-140H	1700	1500	1250	345	400	1114	635	1435	505

Power Sky - Vertical Rooftop

Technical data AVL-R-100-140H

Model	50Hz	AVL-R-100H		AVL-R-120H		AVL-R-140H	
		R22	R407C	R22	R407C	R22	R407C
Capacity							
Cooling	Btu/h	96,700	95,000	120,300	118,000	144,000	141,000
	Kcal/h	24,409	23,940	30,366	29,736	36,457	35,532
	W	28,341	27,842	35,258	34,583	42,204	41,324
Heating	Btu/h	97,300	95,540	121,500	117,700	145,400	141,600
	Kcal/h	24,560	24,076	30,669	29,660	36,641	35,683
	W	28,517	28,000	35,610	34,500	42,614	41,500
Electrical Data							
Power Consumption Cooling	W	11,500	11,300	14,000	13,100	17,000	16,700
Power Consumption Heating	W	11,000	11,100	13,300	13,000	16,100	15,800
Operating Current Cooling	Amp.	19.3	19.1	23.5	23.2	28.6	28
Operating Current Heating	Amp.	18.5	18.6	22.3	21.8	27.1	26.5
Performance							
EER	Btu/w	8.4	8.4	8.6	8.55	8.47	8.44
COP	W/W	2.6	2.52	2.67	2.65	2.64	2.62
Moisture Removal	L/h	11.7	11.7	14.6	14.6	16	16
Power Supply	V, Hz, Ph	380`415, 50, 3	380`415, 50, 3	380`415, 50, 3	380`415, 50, 3	380`415, 50, 3	380`415, 50, 3
Condenstate Lines - Drain	mm (In)	28.5 (1 1/8)	28.5 (1 1/8)	28.5 (1 1/8)	28.5 (1 1/8)	28.5 (1 1/8)	28.5 (1 1/8)
Dimensions (LxDxH)	mm	1700x1500x1150	1700x1500x1150	1700x1500x1150	1700x1500x1150	1700x1500x1150	1700x1500x1150
Net Weight	Kg.	410	410	460	460	505	505
Time Delay Fuse	Amp.	3x32	3x32	3x40	3x40	3x40	3x40
Evaporator Side							
Airflow (Turbo/High/Low)	M^3/h	5440/4420/2890	5440/4420/2890	6800/5730/5100	6800/5730/5100	8160/6800/5730	8160/6800/5730
	cfm	3200/2600/1700	3200/2600/1700	4000/3400/3000	4000/3400/3000	4800/4000/3400	4800/4000/3400
Noise Level (Turbo/High/Low)	dB(A)	36/32/30	36/32/30	38/34/31	38/34/31	43/38/34	43/38/34
Net Static Pressure	mm H2O	14	14	20	20	18	18
Fan Motor	Hp	2x0.5	2x0.5	2x0.75	2x0.75	2x0.75	2x0.75
Speed (Turbo/High/Low)	RPM	900/800/700	900/800/700	900/820/750	900/820/750	900/820/750	900/820/750
Blower Wheel	Type	Centrifugal	Centrifugal	Centrifugal	Centrifugal	Centrifugal	Centrifugal
Condenser Side							
Airflow (High/Low)	M^3/h	16150/7990	16150/7990	16150/7990	16150/7990	16150/7990	16150/7990
	cfm	9500/4700	9500/4700	9500/4700	9500/4700	9500/4700	9500/4700
Noise Level (High/Low)	dB(A)	75/63	75/63	75/63	75/63	75/63	75/63
Speed	RPM	900	900	900	900	900	900

Remarks:
(1) Nominal cooling capacity based on indoor air temp. 27°C db/19.5°C wb and outdoor air temp. 35°C db/24°C wb.
(2) Nominal heating capacity based on indoor air temp. 21°C db and outdoor air temp. 7.5°C db/6.1°C wb.
(3) Airflow at fan high speed.
(4) Noise level measured at 4m. distance in free field.
(5) Net static pressure occurs in case of fan discharge on nominal capacity.
(6) Specification and performance data are subject to change without prior notice for product improvement purpose.

Ozone Friendly R407 A

R22

Power Sky-Split

Technical data AVL, ANL 100H

ANL

AVL

Model	50Hz	ANL-100H		AVL-100H	
		R22	R407C	R22	R407C
Capacity					
Cooling	Btu/h	96,700	95,000	96,700	95,000
	Kcal/h	24,409	23,940	24,409	23,940
	W	28,341	27,842	28,341	27,842
Heating	Btu/h	97,300	95,540	97,300	95,540
	Kcal/h	24,560	24,076	24,560	24,076
	W	28,517	28,000	28,517	28,000
Electrical Data					
Power Consumption Cooling	W	11,500	11,300	11,500	11,300
Power Consumption Heating	W	11,000	11,100	11,000	11,100
Operating Current Cooling	Amp.	19.3	19.1	19.3	19.1
Operating Current Heating	Amp.	18.5	18.6	18.5	18.6
Performance					
EER	Btu/w	8.4	8.4	8.6	8.4
COP	W/W	2.6	2.52	2.6	2.52
Moisture Removal	L/h	11.7	11.7	11.7	11.7
Power Supply	V, Hz, Ph	380`415, 50, 3	380`415, 50, 3	380`415, 50, 3	380`415, 50, 3
Condenstate Lines - Drain	mm (In)	28.5 (1 1/8)	28.5 (1 1/8)	28.5 (1 1/8)	28.5 (1 1/8)
Liquid/Gas Lines	In	1/2"; 7/8" (insulated)		1/2"; 7/8" (insulated)	
Time Delay Fuse	Amp	3x32	3x32	3x32	3x32
Indoor Unit	**50Hz**	**ANL-100**		**AVL-100**	
Dimensions (LxDxH)	mm	1300x580x800	1300x580x800	1500x480x700	1500x480x700
Airflow (Turbo/High/Low)	M^3/h	4760/3400/2890	4760/3400/2890	5440/4420/2890	5440/4420/2890
	cfm	2800/2000/1700	2800/2000/1700	3200/2600/1700	3200/2600/1700
Noise Level (Turbo/High/Low)	dB(A)	37/33/30	37/33/30	36/32/30	36/32/30
Net Static Pressure	mm H2O	14	14	14	14
Net Weight	Kg.	120	120	117	117
Indoor Fan Motor	Hp	0.75	0.75	2x0.5	2x0.5
Speed (Turbo/High/Low)	RPM	900/820/750	900/820/750	900/800/700	900/800/700
Blower Wheel	Type	Centrifugal	Centrifugal	Centrifugal	Centrifugal
Outdoor Unit	**50Hz**	**ANL-100**		**AVL-100**	
Dimensions (LxDxH)	mm	1700x830x1000	1700x830x1000	1700x830x1000	1700x830x1000
Airflow (High/Low)	M^3/h	16150/7990	16150/7990	16150/7990	16150/7990
	cfm	9500/4700	9500/4700	9500/4700	9500/4700
Noise Level (High/Low)	dB(A)	75/63	75/63	75/63	75/63
Fittings	Type	Flare	Flare	Flare	Flare
Speed	RPM	900	900	900	900

Remarks:
(1) Nominal cooling capacity based on indoor air temp. 27°C db/19.5°C wb and outdoor air temp. 35°C db/24°C wb.
(2) Nominal heating capacity based on indoor air temp. 21°C db and outdoor air temp. 7.5°C db/6.1°C wb.
(3) Airflow at fan high speed.
(4) Noise level measured at 4m. distance in free field.
(5) Net static pressure occurs in case of fan discharge on nominal capacity.
(6) Specification and performance data are subject to change without prior notice for product improvement purpose.

Ozone Friendly R407 A

R22

Earth Air Fire Water

Power Sky - Split

Technical data AVL-120-140H

Model	50Hz	AVL-120H		AVL-140H	
		R22	R407C	R22	R407C
Capacity					
Cooling	Btu/h	120,300	118,000	144,000	141,000
	Kcal/h	30,366	29,736	63,457	35,532
	W	35,258	34,583	42,204	41,324
Heating	Btu/h	121,500	117,700	145,400	141,600
	Kcal/h	30,669	29,660	36,641	35,686
	W	35,610	34,500	42,614	41,500
Electrical data					
Power Consumption Cooling	W	14,000	131,300	17,000	11,300
Power Consumption Heating	W	13,300	13,000	16,000	15,800
Operating Current Cooling	Amp.	23.5	23.2	28.6	28
Operating Current Heating	Amp.	22.3	21.8	27.1	26.5
Performance					
EER	Btu/w	8.6	8.55	8.47	8.44
COP	W/W	2.67	2.65	2.64	2.62
Moisture Removal	L/h	14.6	14.6	14.6	14.6
Power Supply	V, Hz, Ph	380`415, 50, 3	380`415, 50, 3	380`415, 50, 3	380`415, 50, 3
Condenstate Lines - Drain	mm (In)	28.5 (1 1/8)	28.5 (1 1/8)	28.5 (1 1/8)	28.5 (1 1/8)
Liquid/Gas Lines	In	5/8" ; 1 1/8" (insulated)		5/8" ; 1 1/8" (insulated)	
Time Delay Fuse	Amp.	3x40	3x40	3x40	3x40
Indoor Unit	50Hz	AVL-120		AVL-140	
Dimensions (LxDxH)	mm	1600/550/800	1600/550/800	1600/800/660	1600/800/660
Airflow (Turbo/High/Low	M^3/h	6800/5730/5100	6800/5730/5100	8160/6800/5730	8160/6800/5730
	cfm	4000/3400/3000	4000/3400/3000	4800/4000/3400	4800/4000/3400
Noise Level (Turbo/High/Low)	dB(A)	38/34/31	38/34/31	43/38/34	43/38/34
Net Static Pressure	mm H2O	17	17	18	18
Net Weight	Kg.	136	136	143	143
Indoor Fan Motor	Hp	2x0.75	2x0.75	2x0.75	2x0.75
Speed (Turbo/High/Low)	RPM	900/820/750	900/820/750	900/820/750	900/820/750
Blower Wheel	Type	Centrifugal	Centrifugal	Centrifugal	Centrifugal
Outdoor Unit	50Hz	AVL-120		AVL-140	
Dimensions (LxDxH)	mm	1700/830/1000	1700/830/1000	1700/830/1000	1700/830/1000
Airflow (High/Low)	M^3/h	16150/7990	16150/7990	16150/7990	16150/7990
	cfm	9500/4700	9500/4700	9500/4700	9500/4700
Noise Level (High/Low)	dB(A)	75/63	75/63	75/63	75/63
Net Weight	Kg.	283	283	305	305
Fittings	Type	Flare	Flare	Soldering	Soldering
Oudoor Fan Motor	Kw	2x0.66	2x0.66	2x0.66	2x0.66
Speed	RPM	900	900	900	900

Remarks:
1. Nominal cooling capacity based on indoor air temp. 27°C db/19.5°C wb and outdoor air temp. 35°C db/24°C wb.
2. Nominal heating capacity based on indoor air temp. 21°C db and outdoor air temp. 7.5°C db/6.1°C wb.
3. Airflow at fan high speed.
4. Noise level measured at 4m. distance in free field.
5. Net static pressure occurs in case of fan discharge on nominal capacity.
6. Specification and performance data are subject to change without prior notice for product improvement purpose.

Ozone Friendly R407 A

R22

Power Sky-Vertical Rooftop & Split

Options ANL 100, AVL-R, AVL-100-140H

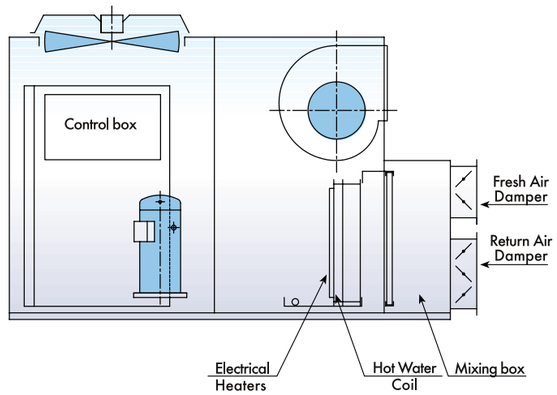

Vertical Rooftop

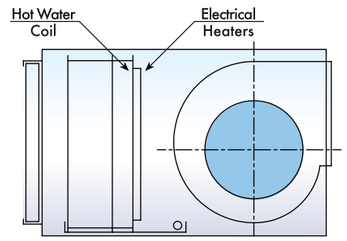

Split

Electrical Heaters

Model	Maximum Electrical Heater	Minimum Electrical Heater
	KW	KW
AVL-R-100H	12	6
AVL-100H	12	6
AVL-R-120H	15	9
AVL-R-140H	18	12



Hot Water Coil

Model	Heating Capacity		Water Flow		Water Pressure Drop	
	Watt	BTU/H	M^3/HR	GPM	FT H_2O	M H_2O
AVL-R-100H	39,830	135,900	1.71	7.55	4	1.2
AVL-100H	36,928	126,000	1.59	7	3.6	1.1
AVL-R-120H	49,326	168,300	42.12	9.35	4	1.2
AVL-R-140H	59,349	202,500	2.55	11.25	4.4	1.3

1. Capacity based on indoor air temperature 21°C D.B
2. Entring/exiting water temperature 80/60°C

Earth Air Fire Water

Power Sky-Vertical Rooftop & Split

Airflow ANL 100, AVL-R, AVL-100-140H

ANL-100H

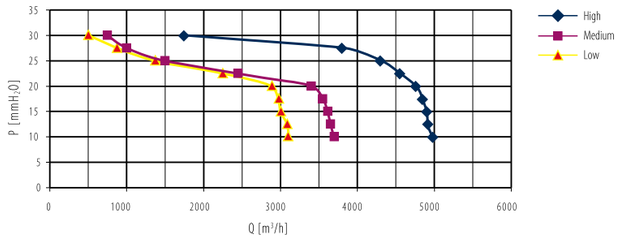

AVL/AVL-R-100H

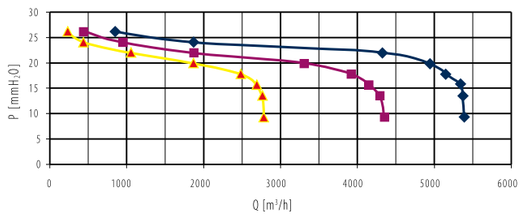

AVL/AVL-R-120H

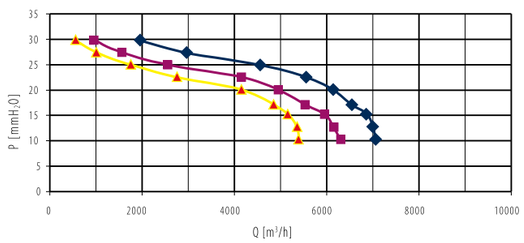

AVL/AVL-R-140H

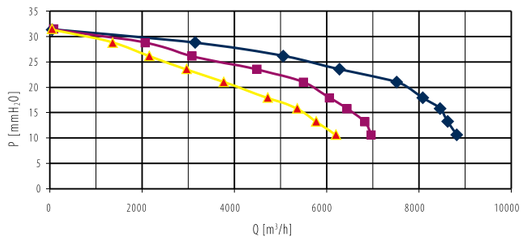

High Power Sky-Vertical Rooftop & Split

Features AVL-R, AVL-200-300H

High Power SKY - is a central unit that offers precise climate control for for all types of industrial and commercial areas.

AVL Structure

Rigid galvanized steel casing,electrostatically painted and oven-baked

AVL-R Structure

Frame: aluminum anodized profile
Panels: galvanized steel, electrostatically painted and oven-baked

Features

- High efficiency scroll compressors
- Two independent refrigerant circuits
- Pressure control system
- Phase sequence protector
- Designed for operations with long air ducts
- Condensing units - low profile construction
- Indoor fans - belt driven

Optional features

- Designed for desert conditions (ambient temperature up to 45oC)
- Super low noise versions
- Electric resistance heaters
- Coated heat exchangers for superior corrosion resistance
- Hot water coil
- Sight glass with moisture indicator
- Variable speed drive for outdoor unit fans
- Refrigerant receiver
- Air-mixing box

High Power Sky-Split

Technical Data AVL-200-300H

Model	50Hz	AVL-200		AVL-220		AVL-240		AVL-260		AVL-300	
Cooling Capacity		R22	R407C	R22	R407C	R22	R407C	R22	R407C	R22	R407C
	Btu/h	193400	190000	217000	213000	240600	236000	264300	259000	288000	282000
	W	56682	55684	63599	62425	70516	69166	77462	75907	84408	82648
Heating Capacity	Btu/h	194600	191080	218800	213240	243000	235400	266900	259300	290800	283200
	W	57034	56000	64127	62500	71220	69000	78224	76000	85228	83000
Power Consumption Cooling	W	23000	22000	25500	25100	28000	27600	31000	30500	34000	33400
Power Consumption Heating	W	22000	22200	24300	24100	26600	26000	29400	28800	32200	31600
Operating Current Cooling	Amp.	38.6	38.2	42.8	42.3	47	46.4	50.1	51.2	53.2	56
Operating Current Heating	Amp.	37	37.2	40.8	40.4	44.6	43.6	49.4	48.3	54.2	53
EER	Cool	8.4	8.4	8.5	8.5	8.6	8.5	8.5	8.5	8.47	8.44
COP	Heat	2.6	2.52	2.64	2.64	2.67	2.65	2.66	2.64	2.64	2.62
Moisture Removal	Lit/h	24	24	23	26.3	29.2	29.2	30.6	30.6	32	32
Power Supply	V, Hz, Ph	380`415, 50, 3		380`415, 50, 3		380`415, 50, 3		380`415, 50, 3		380`415, 50, 3	
Condensate Lines-Drain	mm (in)	29 (1 1/8")		29 (1 1/8")		29 (1 1/8")		29 (1 1/8")		29 (1 1/8")	
Liquid/Gas Lines	in	1/2", 7/8" ; 1/2", 7/8"		1/2", 7/8" ; 5/8", 1 1/8"		1/2", 7/8" ; 5/8", 1 1/8"		1/2", 7/8" ; 5/8", 1 1/8"		1/2", 7/8" ; 5/8", 1 1/8"	
Maximum Piping Length	m.	30		30		30		30		30	
Maximum Height Difference	m.	12		12		12		12		12	
Indoor Unit	50Hz	AVL-200		AVL-220		AVL-240		AVL-260		AVL-300	
Dimensions LxDxH	mm	2050 x 1000 x 800		2050x1000x800		2050x1000x950		2300x1100x950		2300x1100x1000	
Air Flow (nominal)	M^2	10880		12240		13600		14960		16320	
	cfm	6400		7200		8000		8800		9600	
Net Static Pressure (nominal)	mm H_2O	25		25		25		25		25	
Net Weight	Kg.	240		245		255		300		330	
Outdoor Unit	50Hz	AVL-200		AVL-220		AVL-240		AVL-260		AVL-300	
Dimensions LxDxH	mm	1700 x 1660 x 1000		1700x1660x1000		1700x1660x1000		1700x1660x1150		1700x1660x1150	
Air Flow	M^2	38800		38800		34600		33660		32640	
	cfm	22400		21400		20400		19800		19200	
Noise Level	Dba	72		72		72		72		72	
Net Weight	Kg.	500		533		566		588		610	
Fittings	Type	Flare		Soldering		Soldering		Soldering		Soldering	

Remarks:
1. Nominal cooling capacity based on indoor air temp. 27°C db/19.5°C wb and outdoor air temp. 35°C db/24° wb.
2. Nominal heating capacity based on indoor air temp. 21°C db and outdoor air temp. 7.5 °C db/6.1°C wb.
3. Noise level measured at a 4m. distance in free field.
4. Specification and performance data are subject to change without prior notice for product improvement purposes.

High Power Sky-Vertical Rooftop

Technical Data AVL-R-200-300H

Model	50Hz	AVR-200		AVR-220		AVR-240		AVR-260		AVR-300	
		R22	R407C	R22	R407C	R22	R407C	R22	R407C	R22	R407C
Cooling Capacity	Btu/h	193400	190000	217000	213000	240600	236000	264300	259000	288000	282000
	W	56682	55684	63599	62425	70516	69166	77462	75907	84408	82648
Heating Capacity	Btu/h	194600	191080	218800	213240	243000	69000	266900	259300	290800	283200
	W	57034	56000	64127	62500	71220	27600	78224	76000	85228	83000
Power Consumption Cooling	W	23000	22600	25500	25100	28000	27600	31000	30500	34000	33400
Power Consumption Heating	W	22000	22200	24300	24100	26600	26000	29400	28800	32200	31600
Operating Current Cooling	Amp.	38.6	38.2	42.8	42.3	47	46.4	50.1	51.2	53.2	56
Operating Current Heating	Amp.	37	37.2	40.8	40.4	44.6	43.6	49.4	48.3	54.2	53
EER	Cool	8.4	8.4	8.5	8.5	8.6	8.5	8.5	8.5	8.47	8.44
COP	Heat	2.6	2.52	2.64	2.64	2.67	2.65	2.66	2.64	2.64	2.62
Moisture Removal	Lit/h	24	24	23	26.3	29.2	29.2	30.6	30.6	32	32
Power Supply	V, Hz, Ph	380`415, 50, 3		380`415, 50, 3		380`415, 50, 3		380`415, 50, 3		380`415, 50, 3	
Condensate Lines-Drain	mm (in)	29 (1 1/8")		29 (1 1/8")		29 (1 1/8")		29 (1 1/8")		29 (1 1/8")	
Dimensions LxDxH	mm	2630x2000x1870		2630x2000x1870		2630x2000x1870		Please refer to page 32			
Net Weight	Kg.	900		930		950					
Evaporator											
Air Flow (nominal)	M^2	10880		12240		13600		14960		16320	
	cfm	6400		7200		8000		8800		9600	
Net Static Pressure	mm H_2O	25		25		25		25		25	
Fan Motor	Hp	3		3		4		4		4	
Speed (Nominal)	RPM	900		890		885		765		770	
Condenser											
Air Flow	M^2	38800		36800		34600		33660		32640	
	cfm	22400		21400		20400		19800		19200	
Noise Level	Dba	72		72		72		72		72	
Outdoor Fan Motor	Kw	40x0.66		4x0.66		4x0.66		4x0.66		4x0.66	
Speed	RPM	900		900		900		900		900	

Remarks:
1. Nominal cooling capacity based on indoor air temp. 27°C db/19.5°C wb and outdoor air temp. 35°C db/24° wb.
2. Nominal heating capacity based on indoor air temp. 21°C db and outdoor air temp. 7.5 °C db/6.1°C wb.
3. Noise level measured at a 4m. distance in free field.
4. Specification and performance data are subject to change without prior notice for product improvement purposes.

High Power Sky-Vertical Rooftop & Split

Options AVL-R-200-300H

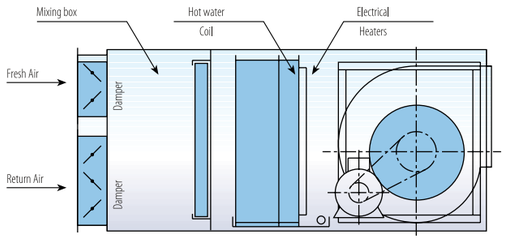

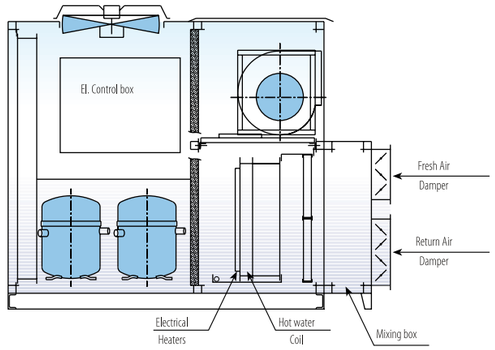

High Power Sky-Vertical Rooftop & Split

Options AVL-R-200-300H

Electrical Heaters

Model	Maximum Electrical Heater	Minimum Electrical Heater
	Kw	Kw
AVL/AVL-R-200H	27	15
AVL/AVL-R-220H	27	15
AVL/AVL-R-240H	36	24
AVL/AVL-R-260H	42	27
AVL/AVL-R-300H	42	27



Hot Water Coil

Model	Heating Capacity		Water Flow		Water Pressure Drop	
	Watt	Btu/h	M3/HR	GPM	FT H2O	M H2O
AVL/AVL-R-200H	74,385	2,538,900	3.2	14.1	1.6	0.5
AVL/AVL-R-220H	85,991	293,400	3.7	16.3	1.3	0.4
AVL/AVL-R-240H	94,959	324,000	4.09	18	1.4	0.4
AVL/AVL-R-260H	99,707	340,200	4.29	18.9	1.6	0.5
AVL/AVL-R-300H	103,400	352,800	4.45	19.6	1.5	0.5

1. Capacity based on indoor air temperature 21°C D.B
2. Entring/exiting water temperature 80/60°C

High Power Sky-Vertical Rooftop & Split

Airflow AVL-R, AVL-200-300H

AVL/AVL-R200

Airflow		External Static Pressure - Pa (in.wg)**							
		150 (0.6)*		200 (0.8)		300 (1)		300 (1.2)	
m3/h	cfm	Kw	RPM	Kw	RPM	Kw	RPM	Kw	RPM
9,792	5,760	1.43	750	1.7	820	1.98	890	2.24	945
10,336	6,080	1.55	760	1.83	830	2.12	895	2.39	950
10,880	6,400	1.67	770	1.96	835	2.25	900	2.52	950
11,424	6,720	1.72	780	2.02	850	2.32	910	-	-
11,968	7,040	1.94	780	2.25	850	2.57	915	-	-

AVL/AVL-R220

Airflow		External Static Pressure - Pa (in.wg)**							
		150 (0.6)*		200 (0.8)		300 (1)		300 (1.2)	
m3/h	cfm	Kw	RPM	Kw	RPM	Kw	RPM	Kw	RPM
11,016	6,480	1.62	750	1.9	820	2.2	880	2.2	880
11,628	6,840	1.75	760	2.05	825	2.84	890	2.68	950
12,240	7,200	2.27	765	2.2	830	2.53	890	2.86	950
12,852	7,560	2.05	775	2.37	840	2.7	900	-	-
13,464	7,920	2.2	790	2.56	850	2.9	910	-	-

AVL/AVL-R240

Airflow		External Static Pressure - Pa (in.wg)**							
		150 (0.6)*		200 (0.8)		300 (1)		300 (1.2)	
m3/h	cfm	Kw	RPM	Kw	RPM	Kw	RPM	Kw	RPM
12,240	7,200	1.8	745	2.11	810	2.43	875	2.76	935
12,920	7,600	1.97	755	2.28	820	2.61	880	2.95	940
13,600	8,000	2.14	765	2.47	830	2.8	890	3.16	945
14,280	8,400	2.34	780	2.68	840	3.03	895	3.39	950
14,960	8,800	2.54	790	2.89	850	3.25	905	-	-

AVL/AVL-R260

Airflow		External Static Pressure - Pa (in.wg)**							
		150 (0.6)*		200 (0.8)		300 (1)		300 (1.2)	
m3/h	cfm	Kw	RPM	Kw	RPM	Kw	RPM	Kw	RPM
13,464	7,920	1.9	660	2.25	720	2.62	770	3.11	940
14,212	8,360	1.95	650	2.3	710	2.67	760	3.06	810
14,960	8,800	2.1	660	2.47	715	2.85	770	3.24	820
15,708	9,240	2.26	665	2.64	720	3.03	775	3.44	820
16,456	9,680	2.45	675	2.84	730	3.24	780	3.66	830

AVL/AVL-R300

Airflow		External Static Pressure - Pa (in.wg)**							
		150 (0.6)*		200 (0.8)		300 (1)		300 (1.2)	
m3/h	cfm	Kw	RPM	Kw	RPM	Kw	RPM	Kw	RPM
14,688	8,640	2.01	650	2.37	710	2.75	760	3.14	810
15,504	9,120	2.16	655	2.53	710	2.92	765	3.32	815
16,320	9,600	2.33	660	2.72	720	3.11	770	3.53	820
17,136	10,080	2.54	670	2.94	725	3.35	780	3.77	825
17,952	10,560	2.73	680	3.14	730	3.57	785	4	830

*Units provided with standard 0.6 in.wg (150PA) **According to advanced request

Legend: Kw - Fan motor's output

High Power Sky

System pressure charts

*Cooling Discharge Pressure

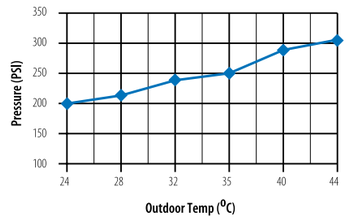

**Heating Discharge Pressure

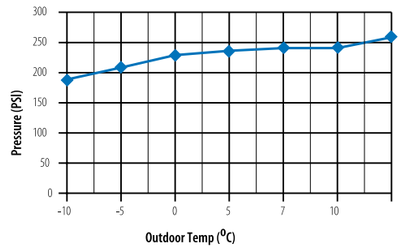

*Cooling Suction Pressure

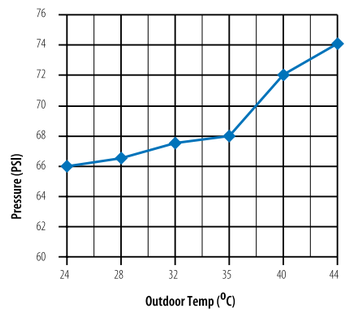

**Heating Suction Pressure

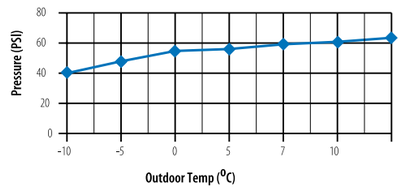

* Outdoor R.H = 40%
Indoor R.H = 47%
Indoor Temp = 27°C

** Outdoor R.H = 77%
Indoor Temp = 20°C

High Power Sky-Vertical Rooftop

Dimensions AVL-R-200-300H

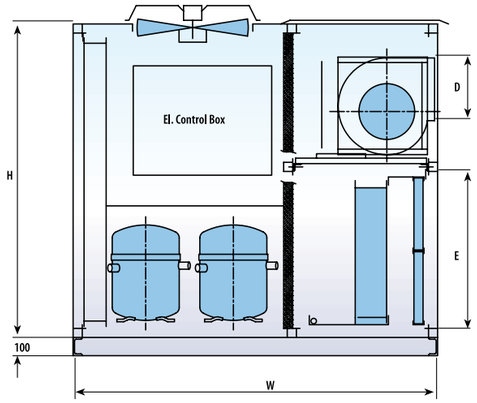

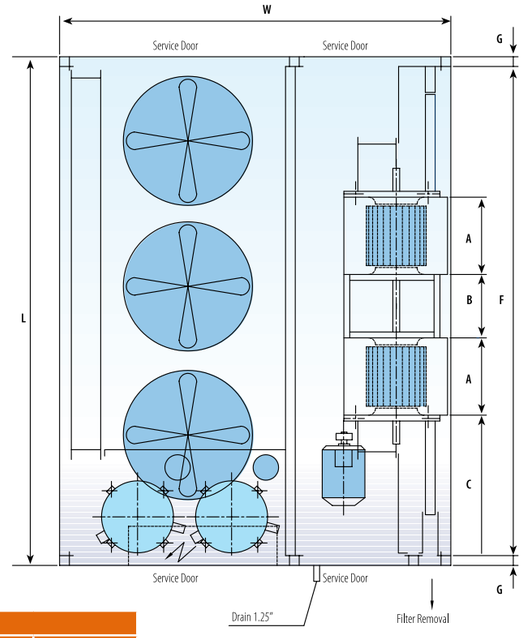

Model	Dimensions					
	L	W	H	A	B	C
	mm	mm	mm	mm	mm	mm
AVL-R-200H	2630	2000	1870	471	384	652
AVL-R-220H	2630	2000	1870	471	384	652
AVL-R-240H	2630	2000	1870	471	384	652
AVL-R-260H	2730	2000	2000	557	458	579
AVL-R-300H	2730	2000	2000	557	458	579

Model	Dimensions				
	D	E	F	G	Weight
	mm	mm	mm	mm	kg
AVL-R-200H	404	900	2530	50	900
AVL-R-220H	404	900	2530	50	930
AVL-R-240H	404	900	2530	50	950
AVL-R-260H	478	1050	2630	50	1020
AVL-R-300H	478	1050	2630	50	1070

High Power Sky-Split

Dimensions AVL-200-300H

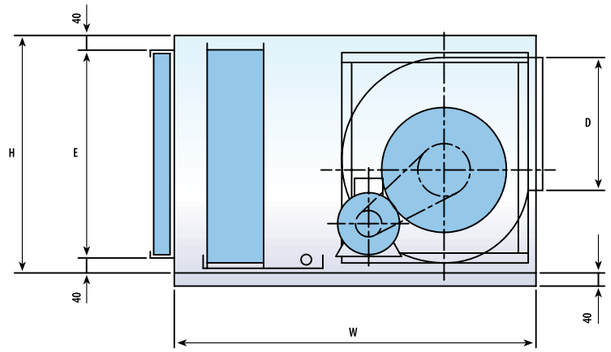

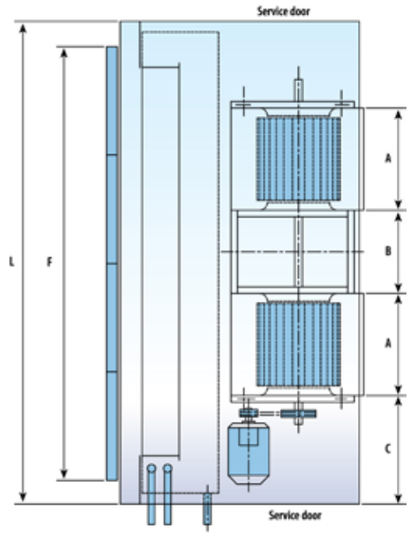

Model	Dimensions								
	L	W	H	A	B	C	E	F	Weight
	mm	mm	mm	mm	mm	mm	mm	mm	kg
AVL-200H	2050	1000	800	471	384	400	720	1800	240
AVL-220H	2050	1000	950	471	384	400	870	1800	245
AVL-240H	2050	1000	950	471	384	400	870	1800	255
AVL-260H	2300	1100	950	557	458	400	870	2000	300
AVL-300H	2300	1100	1000	557	458	400	920	2000	330

Model	Dimensions			
	A	B	C	Net Weight
	mm	mm	mm	kg
AVL-200H	1700	1660	1000	500
AVL-220H	1700	1660	1000	533
AVL-240H	1700	1660	1000	566
AVL-260H	1700	1660	1150	588
AVL-300H	1700	1660	1150	610

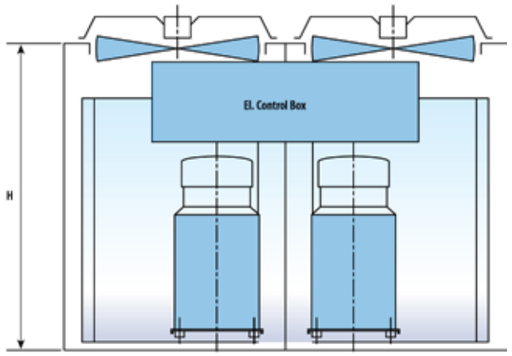

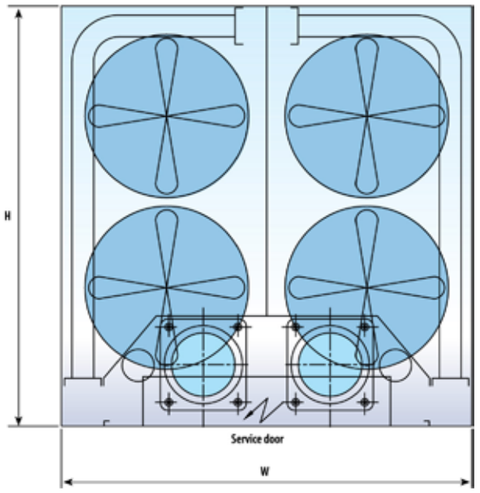

Aqua Series

Water Fan Coils

Hydronic Fan Coil Units – The Most Appealing Units In the Industry

The AQUA features an innovative water fan coil which, by ensuring optimum comfort and performance, is ideal for both commercial and residential applications.

Large Variety of Configurations to Meet any Specification

- **Controls:** Wireless remote control with a microcomputer comfort control or electro mechanical control
- **Valves:** Standardly equipped with internal valves or w/o valves on special order
- **Electrical Heaters:** available with a wide range of internal electrical heaters (see table of applicable models) - optional
- **Various other configurations** to meet most demands

Complete Control (Stylish high-wall or floor design)

In addition to having three fan speeds, temperature settings, various directions of airflow, there are operational commands for cooling, heating, fan and «sleep mode» set to automatically maintain temperatures according to the pre-programmed status.

Covering Every Angle (For high-walls only)

Special Tadiran construction includes cross-flow tangential fans, vertical oscillating louvers and adjustable wide angle range for smooth air distribution that can be directed even to the most inaccessible corners.

Six different Tadiran models incorporate AQUA's special features:

- **AQUA Apollo (WTN)** – Provides a wide range of capacities for a variety of environments, enabling remarkably quiet operation. Eye-pleasing contour and smart «Auto Sense» comfort control make this unit a popular accessory for home, office and medium-sized halls.
- **Aqua Jupiter (WGC)** - The perfect solution for perimeter walls and ideal for offices and other commercial buildings with large fluctuation in load.
- **Aqua Venus (WAVF)** -This ultra flexible, invisible and silent unit creates a pleasant and comfortable environment for a wide range of applications, such as hotels, offices, shops, etc.
- **AQUA Sky (WAV)** – Advanced horizontal super slim design that fits easily into the narrow gap between the drop and main ceiling for low-profile climate control. Suitable for both commercial and residential applications.
- **Aqua Mars (WCAM)** - Four-way cassette for better air distribution
- **Aqua Neptune (WCAMC)** - Compact cassette for narrow ceiling options

Aqua Apollo - WTN

WTN 15-50

Aqua Apollo – Provides a wide range of capacities for a variety of environments, enabling remarkably quiet operation. Eye-pleasing contour and smart "Auto Sense" comfort control make this unit a popular accessory for home, office and medium-sized halls.

Model		WTN 15	WTN 30	WTN 35	WTN 50
Cooling Capacity *	Btu/h	7,500	16,500	20,000	24,000
	Watt	2,200	4,840	5,860	7,030
Heating Capacity **	Btu/h	14,000	25,000	32,000	38,000
	Watt	4,100	7,330	9,380	11,140
Air Flow (Turbo)	CFM	350	550	700	950
	m3/h	595	935	1,190	1,615
Moisture Removal	l/h	0.9	2	2.1	2.5
Coil (Rows No.)	(Rows No.) Ø	(2.5) 3/8″	(3.5) 3/8″	(3.5) 3/8″	(4.0) 3/8″
Coil Face Area	(ft2) m2	(1.7) 0.16	(2.6) 0.24	(3.6) 0.33	(4.4)0.41
Water Lines Refrigerant	Ø-in	3/8″	1/2″	5/8″	5/8″
Drain	Ø-mm	5/8″	5/8″	5/8″	5/8″
Water flow refrigerant	GPM	2.2	4.4	4.8	4.9
	l/min	8.3	16.6 (10) 5	18.1 (10)5	18.5 (10)5
Pressure water drop (Coil)	Psi	(10)5	(10)5	(10)5	(10)5
Electric Heater (E Type)		Not Available	1KW-2 KW Option	1KW-2 KW-3 KW Option	1KW-2 KW-3 KW Option
Valve & Actuator		3 Way Valve (2 States) - 2 Way Optional			
Temperature & Control Mode	Without Electric Heater	Remote Control (IR) or Electro-Mechanical - Optional			
	With Electric Heater				
Unit Dimensions (L x H x D)	mm	820 x 320 x 170	1,150 x 350 x 200	1,500 x 350 x 200	1,800 x 350 x 200
	inch	32 9/32 x 12 19/32 x 6 11/16	45 1/4 x 13 3/4 x 7 7/8	59 1/16 x 13 3/4 x 7 7/8	70 7/8 x 13 3/4 x 7 7/8
Water Conn. Side	Type	Left (Pipe Entrance Poss. - Left, Bottom, Back)			
Front Panel/Back Panel	Color	White			
Net Weight	Kg (Lb.)	15(33)	18(40)	30(66)	38(84)
Power Supply	Volt / Hz / ph	220/240V, 50Hz, 1Ph			
Fan Motor Power	Watt	50	70	70	70
Motor Capacitor	µF / Volt	1µF / 400V	1.5µF / 400V	1.5µF / 400V	3µF / 400V
Full Load Amperage -Normal	Amp.	0.2	0.3	0.3	0.5
Max. Current Electric Heater	Amp.	-	9	9	13.5
Time Delay Fuse-Norm (E-Type)		6A	6A (16A)	6A (16A)	6A (16A)
Blower Wheel	Type	Cross Flow (Tangential)			
RPM (Low / High / Turbo)	r.p.m	900 / 1100 / 1300			
Noise level (Low / High / Turbo)	dBA	29 / 31 / 35	30 / 38 / 42	30 / 38 / 42	42 / 46 / 50
Air Filter		Removable / Washable Filters			

* For Standard Water inlet Temperature :+ 7°C
**For Standard Water inlet Temperature :+ 50°C
Room Temperature : 27°C-Cooling, 21°C-Heating

Aqua Jupiter - WGC

WGC 15-90

The Aqua Jupiter features an innovative water fan coil which, by ensuring optimum comfort and performance, is ideal for offices and other commercial buildings with large fluctuation in load.

Features:

- Compact design
- Quiet operation
- Timer for hourly operation programming- cooling, heating, auto, dehumidification and fan-only
- Auto-restart after power failure
- Air outlet deflectors with vertical adjustment facility
- Dual control option: via remote control or wired digital control with weekly timer
- I feel-local sensor
- Indoor fan stops during thermostat state (optional in cooling mode)

MODEL		WGC - 15	WGC - 22	WGC - 29	WGC - 30	WGC - 40*	WGC - 55*	WGC - 75*	WGC -90*
Cooling Capacity **	Btu/h	5,118	7,506	9,895	10,236	13,648	17,075	25,500	31,000
	Watt	1,500	2,200	2,900	3,000	4,000	5,000	7,470	9,080
Heating Capacity ***	Btu/h	7,506	10,577	13,648	14,330	19,107	23,905	28,000	35,000
	Watt	2,200	3,100	4,000	4,200	5,600	7,000	8,200	10,250
Air Flow (High)	CFM	200	260	310	330	400	500	850	1,200
Coil	Type	3 rows	3 rows	3 rows	3 rows	3 rows	3 rows	4	4
Water Lines Refrigerant	in.	NPT 1/2"	NPT 1/2"	NPT 1/2"	NPT 3/4"	NPT 3/4"	NPT 3/4"	5/8"	5/8"
Drain	in.	5/8"	5/8"	5/8"	5/8"	5/8"	5/8"	5/8"	5/8"
Water flow	GPM	1.1	1.7	2.2	2.3	3.0	3.8	4.4	5.1
	l/min	4.3	6.3	8.2	8.5	11.4	14.2	17	19
Pressure Water Drop (Coil)	Psi	3.7	4.2	4.2	2.3	3.2	8.8	10	10
Valve & Actuator	Type	3-Way/2-Way (Optional)							
Wired Control	Normal	(Optional)							
Electronic Control + IR	Normal	TAC 650 & Remote Control (Optional)							
Unit Dimensions (LxHxD)	mm	850 x 540 x 200	850 x 540 x 200	850 x 540 x 200	1000 x 598 x 200	1000 x 598 x 200	1000 x 598 x 200	1200x610x225	1,200x610x225
Net Weight	Kg (Lb.)	14	14	15	19	19	20	42	42
Power Supply	Volt/Hz/ph	230 / 50 / 1							
RPM (Low / High / Turbo)		700/750/860	750/820/1080	920/1090/1280	780/820/900	780/870/1040	920/1090/1270	650/800/950	800/950/1150
Noise level (Low/Medium/High)	dBA	45/48/51	47/49/53	52/55/61	47/49/53	50/53/58	53/56/62	30/32/36	32/37/43

Note:
* Under ceiling kit is not provided with indoor unit.
** For Standard Water Inlet Temperature : 7°C. Outlet 12°C.
*** For Standard Water Inlet Temperature : 50°C. Outlet 40°C.
Cooling Conditions : D.B. 27°C, W.B. 19°C.
Heating Conditions : D.B. 20°C.
Water Temperature Operation range: 4°C to 65°C.

Air Flow Curves

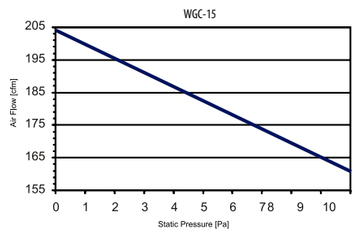

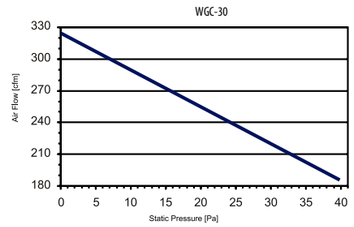

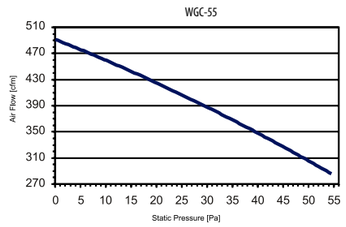

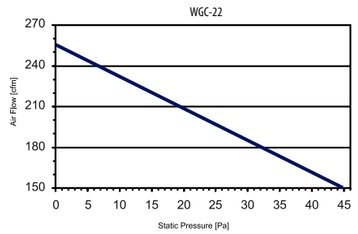

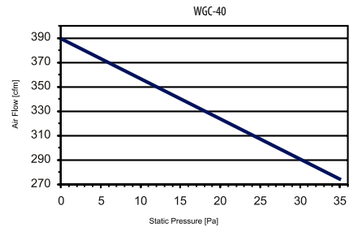

Aqua Venus - WAVF

WAVF 400-600

Features:

Whether installed in a ceiling void or in a false ceiling, Tadiran new slim-duct offers the ultimate technology, with exceptional energy savings, high performance and easy installation.

This ultra flexible, invisible and silent unit creates a pleasant and comfortable environment for a wide range of applications, such as hotels, offices,shops, etc.

Model		Full system		Basic system	
		WAVF-400	WAVF-600	WAVF-400	WAVF-600
Cooling Capacity *	W	4,000	5,300	4,000	5,300
Heating Capacity **	W	4,980 + 3,000***	6,450 + 3,000***	4,980	6,450
Air Flow (Low/Med/High)	CFM	330 / 390 / 470	390 / 500 / 610	330 / 390 / 470	390 / 500 / 610
	m^3/h	560 / 660 / 800	660 / 850 / 1040	560 / 660 / 800	660 / 850 / 1040
Moisture Removal	L/h	1.4	1.8	1.4	1.8
Coil	Type	4 rows	4 rows	4 rows	4 rows
	Face Area	0.13 m^2 (1.4 ft^2)	0.15 m^2 (1.7 ft^2)	0.13 m^2 (1.4 ft^2)	0.15 m^2 (1.7 ft^2)
Water Lines Refrigerant	In	1/2" NPT	1/2" NPT	1/2" NPT	1/2" NPT
Drain	In	5/8"	5/8"	5/8"	5/8"
Cutting Off Valves		YES	YES	(Optional)	(Optional)
Water Flow Refrigerant	GPM	3	4	3	4
	l/min	11	15	11	15
Pressure Water Drop (Coil)	Psi	9	9	4	4
Electric Heater (E Type)	Power	3000 W	3000 W	(Optional)	(Optional)
Valve & Actuator	Type	3-Way (Optional)	3-Way (Optional)		
Temperature & Control Mode	Normal	Electro - Mechanical (Optional)	Electro - Mechanical (Optional)	Electro - Mechanical (Optional)	Electro - Mechanical (Optional)
Air Direction Control		Air Ducts	Air Ducts	Air Ducts	Air Ducts
Unit Dimensions (LxHxD)	mm	1020 x 225 x 610	1020 x 225 x 610	1020 x 225 x 610	1020 x 225 x 610
	in	40 x 9 x 24	40 x 9 x 24	40 x 9 x 24	40 x 9 x 24
Side		Left / Right - Optional	Left / Right - Optional	Left / Right - Optional	Left / Right - Optional
Front Panel/Back Panel	Color	Metalic	Metalic	Metalic	Metalic
Power Supply	V, Hz, Ph	230 / 50 / 1	230 / 50 / 1	230 / 50 / 1	230 / 50 / 1
Fan Motor Power	W	95W	125W	95W	125W
Motor Capacitor	µF/Volt	4.0µF/400 V	4.0µF/400V	4.0µF/400 V	4.0µF/400V
Full Load Amperage -Cooling	Amp.	NA	NA	0.8 A	1.5 A
Max. Current / Electric Heater	Amp.	14A	15A	NA	NA
Time Delay Fuse	Amp.	25A	25A	6A	6A
Blower Wheel	Type	2 x Centrifugal	2 x Centrifugal	2 x Centrifugal	2 x Centrifugal
Blower Wheel Dim. (øxL)	mm	220 x 146 each	220 x 146 each	220 x 146 each	220 x 146 each
Static Pressure	Pa	30	30	30	30
RPM (Low/High/Turbo)		890 / 950 / 1150	900 / 1100 / 1300	890 / 950 / 1150	900 / 1100 / 1300
Noise Level (Low/High/Turbo)	dBA	32 / 36 / 38	34 / 37 / 39	32 / 36 / 38	34 / 37 / 39
Air Filter		Removable/washable Filters	Removable/washable Filters	Removable/washable Filters	Removable/washable Filters

Note:
All capacities taken at static air pressure of 30 pascal.
* For standard water inlet temperature :+ 7°C. outlet 12°C.
** For standard water inlet temperature :+ 50°C.
*** When the heater is in operating mode
Cooling conditions : D.B. 27°C, W.B. 19°C
Heating conditions : D.B. 20°C

Aqua Sky - WAV

WAV 400-1500



Aqua Sky - Advanced horizontal super slim design that fits easily into the narrow gap between the drop and main ceiling for better climate control. Suitable for both commercial and residential applications.

Model		WAV 400	WAV 600	WAV 800	WAV 1200	WAV 1500
Capacity						
Cooling *	Btu/h	12,000	18,000	24,000	31,000	40,000
	Kcal/h	3,024	4,536	6,048	9,072	11,340
	W	3,500	5,270	7,030	10,500	13,180
Heating **	Btu/h	14,000	21,000	26,000	33,000	43,000
	Kcal/h	3,528	5,292	6,552	9,324	12,096
	W	4,100	6,150	7,600	10,800	14,000
Performance						
Airflow	M3/h	470/600/680	470/600/1020	935/1100/1360	1430/1750/2040	1850/2210/2550
	cfm	275/350/400	275/350/600	550/650/800	840/1030/1200	1090/1300/1500
Moisture Removal	L/h	0.7	2	2.5	2.5	3
Coil	(Rows No.)	3/8″ (4)	3/8″ (4)	3/8″ (4)	3/8″ (4)	3/8″ (4)
	Dim.					
Coil Face Area	M^2 (FT^2)	0.18 (2.0)	0.18 (2.0)	0.18 (2.0)	0.32 (3.4)	0.32 (3.4)
Water Pipe Connection	In	5/8″	5/8″	5/8″	3/4″	3/4″
Drainage	In	5/8″	5/8″	5/8″	5/8″	3/4″
Water Flow	GPM	2.2	4.4	4.8	7.3	8.5
	L/Min	8.3	16.6	18.1	29.2	34
Water Pressure Drop	PSI	5 (10)	5 (10)	5 (10)	5 (10)	5 (10)
Valve			Motorized Control Valve - Three-Way or Two-Way Valve			
Control				Electro-Mechanical		
Dimensions (LxHxD)	mm	800/285/750	800/285/750	800/285/750	1150/285/750	1150/285/750
Water Conn. Side			Right or Left (Factory option)			
Net Weight	Kg. (Lb.)	45 (99)	45 (99)	49 (108)	49 (108)	49 (108)
Power Supply	V, Hz, Ph	220`240, 50, 1	220`240, 50, 1	220`240, 50, 1	220`240, 50, 1	220`240, 50, 1
Fan Motor	W	160	150	200	280	420
Full Load Amperage	Amp.	0.6	0.7	0.9	1.2	1.8
Time Delay Fuse	Amp.	6A	6A	6A	6A	6A
Net Static Pressure	In (mm)	(5.0) 0.2	(7.5) 0.3	(7.5) 0.3	(7.5) 0.3	(10.1) 0.4
Motor	RPM	550/700/800	550/700/800	800/950/1150	650/800/930	800/950/1150
Noise Level (Low/High/Turbo)	dB(A)	28/30/32	28/30/34	30/32/43	32/37/43	34/39/47

Remarks:
* Water temperature in 7°C and water temperature out 12°C
** Water temperature in 50°C and water temperature out 40°C
1. Cooling capacity based on: entering air dry bulb temp. of 27°C and air wet bulb air temp. of 19°C.
2. Heating capacity based on: entering air dry bulb temp. of 20°C and air wet bulb air temp. of 15°C.
3. Specification and performance data are subject to change without prior notice for product improvement purposes.

Aqua Sky - WAV

Airflow Charts

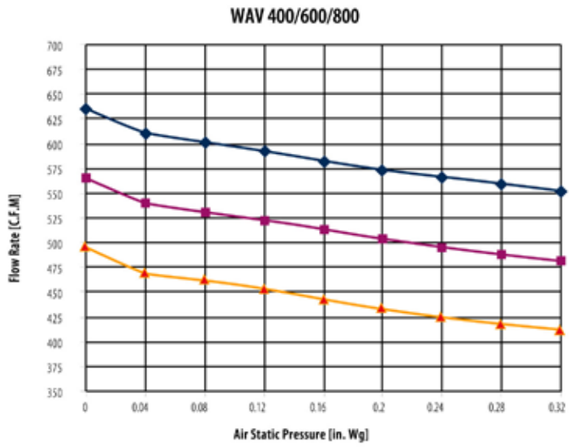

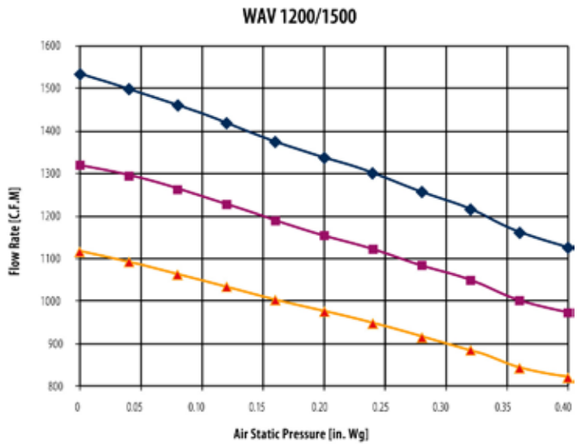

Aqua Mars - WCAM

Four-Way Cassette

Features:

- Four-way air discharge and air swing to improve the air distribution in the conditioned space
- Built-in high head drain pump that can lift the condensate water up to 500mm and drain out smoothly
- 3D screw fan equipped inside that leads to higher air volume and lower noise level
- Fresh air intake (optional)

Model		WCAM-600	WCAM-750	WCAM-850	WCAM-950	WCAM-1200	WCAM-1500
Nominal air volume (high speed)	Cfm	600	750	850	950	1200	1500
	m3/h	1019	1274	1444	1614	2039	2549
Cooling Capacity	Btu/h	17400	21835	24910	27635	33440	39240
	kW	5.1	6.4	7.3	8.1	9.8	11.5
Heating Capacity	Btu/h	24360	30570	34870	38690	46810	51000
	kW	7.1	8.8	10.2	11.3	13.7	14.9
Water Flow	m3/h	0.98	1.2	1.35	1.53	1.94	2.4
Water Pressure Drop	kPa	23.8	25.2	27	30	44	46
Inlet/Outlet Pipe	inch	3/4G	3/4G	3/4G	3/4G	3/4G	3/4G
Noise Level	dB(A)	41	41	44	44	45	45
Unit Weight	Kg	36	36	40	40	40	40
Gross Weight	Kg	48	48	50	50	50	50
Net Dimensions* LxHxD	mm	840x240x840	840x240x840	840x310x840	840x310x840	840x310x840	840x310x840
Packing Dimensions* LxHxD	mm	1020x330x930	1020x330x930	1020x410x930	1020x410x930	1020x410x930	1020x410x930

*The dimension doesn't contain the panel. The panel's net dimension is 950x40x950 and the packing dimension is 1030x145x1030

Aqua Neptune - WCAMC

Compact Cassette

Features:

Improved system for easy installation and maintenance

- Small installation space required - suitable for narrow ceiling options
- All models can be installed without a hoist due to their small size and weight

Model			WCAMC-300	WCAMC-400	WCAMC-450	WCAMC-500
Nominal Air Volume (High-Speed)		CFM	300	400	450	500
		M^3/h	500	630	710	800
Cooling Capacity		Btu/h	8870	10920	12625	13310
		kW	2.6	3.2	3.7	3.9
Heating Capacity		Btu/h	12420	15285	17675	18630
		kW	3.6	4.4	5.2	5.5
Water Flow Volume		m^3/h	0.52	0.65	0.76	0.83
Water Pressure Drop		kPa	10.1	14.5	18.3	27.1
Inlet/Outlet Pipe		inch	3/4G	3/4G	3/4G	3/4G
Noise Level		dB(A)	38	39	40	41
Unit Weight		kg	21	21	21	21
Gross Weight		kg	30	30	30	30
Net Dimensions*	LxHxD	mm	580x254x580	580x254x580	580x254x580	580x254x580
Packing Dimensions*	LxHxD	mm	750x340x750	750x340x750	750x340x750	750x340x750

* The dimensions doesn't contain the panel. The panel's net dimension is 650x30x650, and the packing dimension is 715x115x715.

TADIRAN Air-Conditioners

© Strudel Design | www.s-de.com

Earth | Air | Fire | Water

TADIRAN
Air-Conditioners

P.O.B 1116, Afula Illit Industrial Zone 18110, Israel | Tel: +972-4-6428543 | Fax: +972-4-6428501
www.tadiran-appl.com